



FIRST CLASS PRE-K PRE-REGISTRATION Alabama's Voluntary Pre-K Program

- Online pre-registration for the upcoming school year begins January 15th. For assistance accessing the online application, contact a local First Class Pre-K program.
- Pre-Registration is open to all children four years of age on 9/1/24* who are residents of Alabama. Children who are eligible to attend kindergarten are not eligible for pre-k.
- A copy of the child's birth certificate must be provided. It may be uploaded into the online pre-registration site or submitted directly to the local First Class Pre-K program.
- Proof of residence in Alabama must be provided. It may be uploaded into the online pre-registration site or submitted directly to the local First Class Pre-K program.
- Public school system pre-k programs may have zoning requirements that determine eligibility for attending a program at a particular school. Contact the school for attendance zone information.
- There is no registration fee for First Class Pre-K programs.
- Upon enrollment, a child's immunization record must be provided to the school or program.
- No child will be denied participation on basis of income, sex, race, color, national origin, or disability.

Pre-Registration Dates: January 15 – March 6, 2024

To pre-register, go online to:

<https://prek.alaceed.alabama.gov>



Acceptance into a First Class Pre-K program is strictly through random selection drawing. Presence at drawing is not required. Email notices of acceptance status will be sent shortly after the drawing from the Program Director and in mid-April for the Alabama Department of Early Childhood Education.

Random Selection Drawing Details

Date: March 6, 2024

Time: 9:30 a.m.

Location: Shelton State Community College C.A. Fredd Campus, Room 401Campus

*An opinion of the Attorney General states in effect that under the common law one's age is computed by including the day of birth so that a given age is attained the day before the birthday anniversary. ~ Ala. Code §16-28-4(1975) Interpretation based on Report of Attorney General of Alabama October-December 1963, Volume 113, page 20.



PRE-K DE PRIMERA CLASE

Programa de Pre-K Voluntario de Alabama

APLICACIÓN

- Estamos aceptando solicitudes de pre-inscripción en línea comienza 15 de enero (para obtener ayuda con el acceso a la aplicación en línea, comuníquese con la escuela/programa local).
- La inscripción está abierta para todos los niños que tengan 4 años de edad en o antes del 9/1/2024* y que sean residentes del estado de Alabama.
- Los solicitantes deben proporcionar una copia del certificado de nacimiento del niño (Puede descargar los documentos en la página electrónica de preinscripción o enviarlo directamente a la escuela o programa local).
- Los solicitantes deben presentar un comprobante de residencia, ya sea una factura de servicios públicos actual y una copia de un arrendamiento o hipoteca (Puede descargar los documentos en la página electrónica de preinscripción o enviarlo directamente a la escuela o programa local).
- Los programas de Pre-Kinder del sistema escolar público tienen requisitos de zonificación que determinan la elegibilidad para asistir a un programa en una escuela en particular (comuníquese con la escuela para obtener más información).
- No hay costo por registrarse en este programa
- Al momento de la inscripción, se debe proporcionar el registro de vacunas del niño.
- A ningún niño se le negará la participación por motivos de ingresos, sexo, raza, color, origen nacional o discapacidad.

Fecha de preinscripción: 15 de enero – 6 de marzo

Preinscripción aplicación: Vaya en línea a

<https://prek.alaceed.alabama.gov>



La aceptación es estrictamente a través de sorteo al azar que se llevará. El padre tutor no tiene que estar presente en el sorteo. Las notificaciones serán enviadas no más tarde del 16 de abril.

Detalles de dibujo al azar

Fecha: 6 de marzo

Hora: 9:30 a.m.

Sitio: Shelton State Community College C.A. Fredd Campus, Room 401Campus

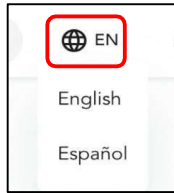
*An opinion of the Attorney General states in effect that under the common law one's age is computed by including the day of birth so that a given age is attained the day before the birthday anniversary. - Ala. Code §16-28-4(1975) Interpretation based on Report of Attorney General of Alabama October-December 1963, Volume 113, page 20.

Pre-Registration Process Guide

1. Using any Internet-connected device, go to <https://prek.alaceed.alabama.gov/>.

This is the landing page.

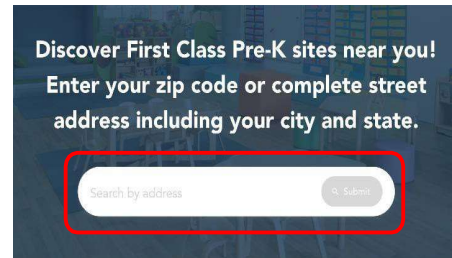
Click the globe beside “EN” in the upper right corner of your screen to select Español and have the form displayed in Spanish.



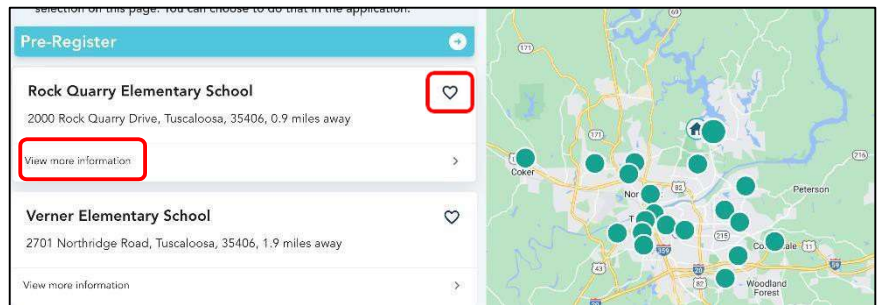
2. To search for First Class Pre-K sites, click “Search for sites” or begin pre-registration by clicking “Create an Account to Begin Pre-Registration.”

3. To search, enter a zip code or complete address in the search box.

A list and a map view will display sites near the address as well as distance from it.



4. Sites may be selected by clicking the heart so they will appear in the pre-registration application. More information about the site can be viewed by clicking “View more information.” The map is interactive and will zoom in or out to change the area being viewed.



5. After selecting “Pre-Register,” enter the child’s date of birth to verify eligibility based on age and school year.

First, let's determine if your child is eligible for First Class Pre-K based on his/her age. Please enter your child's date of birth.

Child's DOB *

Birth Month Birth Day Birth Year

6. Once eligibility is verified, create a parent account by entering the information requested.

Create a parent account:

Create an account using parent's first and last name to pre-register and select First Class Pre-K site(s) where you are interested in having your child(ren) attend. Note: It is very important that names are spelled correctly and capitalized properly because information goes into the registration database exactly as entered. [Log in if you already have an account.](#)

First name Last name

Email

Password

Confirm password

The password must be 8 characters with 3 out of 4 of the following: Lowercase characters, Uppercase characters, Numbers, Symbols.

This site is protected by reCAPTCHA and the Google [Privacy Policy](#) and [Terms of Service](#) apply.

7. The pre-registration process will allow a copy of the child's birth certificate and proof of residence to be uploaded, or these may be presented at the program site at a later date.

Child - John

Upload child's birth certificate:

Pre-registration may be submitted without uploading this document. If you do not provide this information now, you will be required to provide it to the program once accepted. After adding a file, click the green upload button before clicking Next.

Drop files here or

Click "browse files" and select the document or image on your device to be uploaded.

Child - John

Upload child's birth certificate:

Pre-registration may be submitted without uploading this document. If you do not provide this information now, you will be required to provide it to the program once accepted. After adding a file, click the green upload button before clicking Next.

Cancel

Click the green "Upload" button.

Then click "Done."

Child - John

Upload child's birth certificate:

Pre-registration may be submitted without uploading this document. If you do not provide this information now, you will be required to provide it to the program once accepted. After adding a file, click the green upload button before clicking Next.

Upload complete

Complete

8. Information must be reviewed and confirmed. Then the pre-registration form may be submitted.

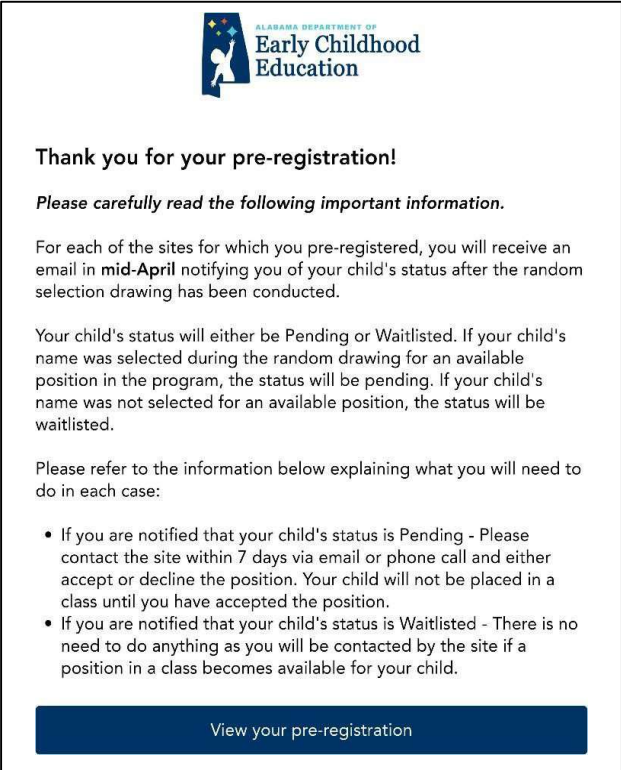
Confirm your pre-registration information.

By submitting this application, you attest that the information in this application is correct to the best of your knowledge.

I agree

Automatic Pre-Registration Confirmation Email

When the pre-registration form is submitted, a confirmation email will be sent to the parent email address provided. Separate emails will also be sent to this address confirming pre-registration at each site. Programs hold random selection drawings between March 1st and 31st. Notification emails informing whether the child’s name was selected or waitlisted will be sent between April 16th and 18th.



Student Status Labels

Pre-registered	child’s online pre-registration has been submitted
Pending	child’s name was drawn in the random selection drawing for an available position in a class
Waitlisted	child’s name was drawn after all available positions were filled so his/her name has been added to the waiting list in the order it was drawn
Enrolled	child accepted an offered available position in a class
Dropped	child declined to accept an offered position in a class, withdrew from a class, or was not eligible